

# MyChart: Download Instructions for iPhone® & Android™ APP

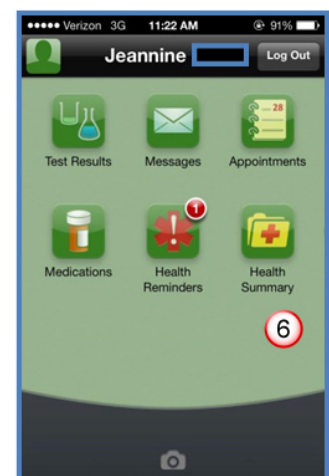


Visit the Apple® APP Store or the Android™ Market to download the MyChart Mobile APP for your smartphone.

This “FREE” Mobile APP is produced by Epic Systems Corporation, the vendor that provides UR Medicine the MyChart software. Following are the detailed instructions on how to download these APP’s – iPhone, (pg 1) & Android (pg 2).

## Download the iPhone® APP

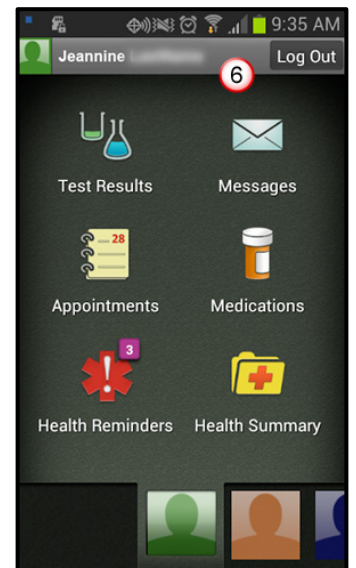
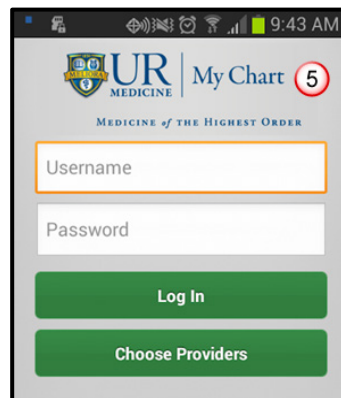
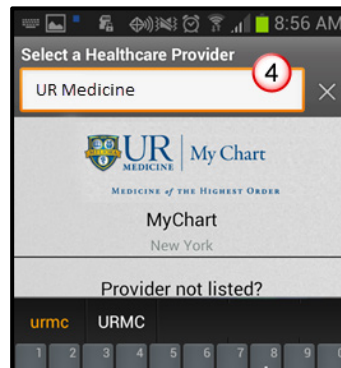
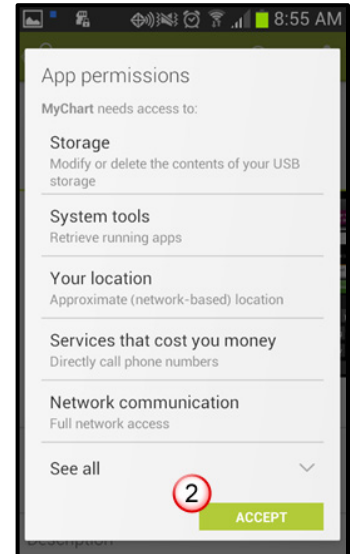

1. To install this FREE APP, go to the Apple APP Store, and search for **MyChart**.
2. Click on the **FREE** button, then click **INSTALL**.
3. Once installed, click on the **MyChart APP**. When prompted, make sure to accept the “**End User License Agreement**.”
  - A pop up message will appear: “**MyChart Would Like to Use Your Current Location**.” Select **Don’t Allow**.
4. Now you’ll want to select the URMC version of the MyChart APP. Do this by typing **UR Medicine** in the search box at the top. Click on the screen with UR Medicine on it. This will bring you to the login screen.
5. Use your MyChart **Username** and **Password** to log in.
6. Now you can start using your iPhone version of the **MyChart APP** – a safe way to securely view your test results, messages, appointments and medications from your mobile phone or tablet.

The Apple iPhone® and iPad® are registered trademarks of Apple Inc.



## Download the **Android™ APP**

- To install this **FREE APP**, go to the Google Play™ APP store, and search for **MyChart**.
  - Click the **INSTALL** button.
- You will see the **APP permissions** screen, click **ACCEPT**.
- Once installed, click on the **MyChart APP**. When prompted, make sure to accept the “**End User License Agreement.**”
  - A pop up message will appear: “**Enable the network location provider to automatically filter this list by your location. Do you wish to go to your settings?**” Click **NO**.
- Now you’ll want to select the UR Medicine version of the MyChart APP. Do this by typing **UR Medicine** in the search box at the top. Click on the screen with UR Medicine on it. This will bring you to the login screen.
- Use your MyChart **Username** and **Password**. Click **Log In**.
- Now you can start using your Android version of the **MyChart APP** – a safe way to securely view your test results, messages, appointments and medications from your mobile phone or tablet.



The Google logo, Google Store and Android™ platform are registered trademarks of Google, Inc.

## Who do I contact if I have further questions?

MyChart Customer Service Center – Available weekdays: 8 a.m. to 5 p.m.

Call: 585-275-URMC (8762), 1-888-661-6162. Website: [mychart.urmc.edu](http://mychart.urmc.edu)